

Additional Equipment

Multiple-zone control to optimize temperature uniformity in the work space



Motorized air inlet flap that can be opened and closed in relation to the program




Cooling fan for kilns up to 300 liters to reduce process times



Potential-free contact for switching on a customer side exhaust air system (for chamber kilns N 100 - N 660/H, N 140 E - N 280 E, NW 150 - NW 660/H)



Controlled cooling, including cooling fan from 440 liters to reduce process times



Stainless steel exhaust hood



Door locking kit as set consisting of two door locks with 2 keys (not for chamber kilns N 40 E - N 100 E)



Door hinges on the left side (not for chamber kilns N .. E)




Base in special height (not for chamber kilns N 40 E - N 100 E)




Base mounted on castors (not for chamber kilns N 140 E - N 280 E)



Charging frame for ergonomic loading and unloading in front of the kiln



Kiln furniture



Observation hole in the kiln door, 15 mm diameter (not for chamber kilns N .. E)



Second bogie for NW kilns from 440 liters

